

Agenda item 3b

Status of JI project submissions and designated focal points

JISC 25

Bonn, Germany, 21-22 June 2011



Summary of Project Status (2010 / 2011)

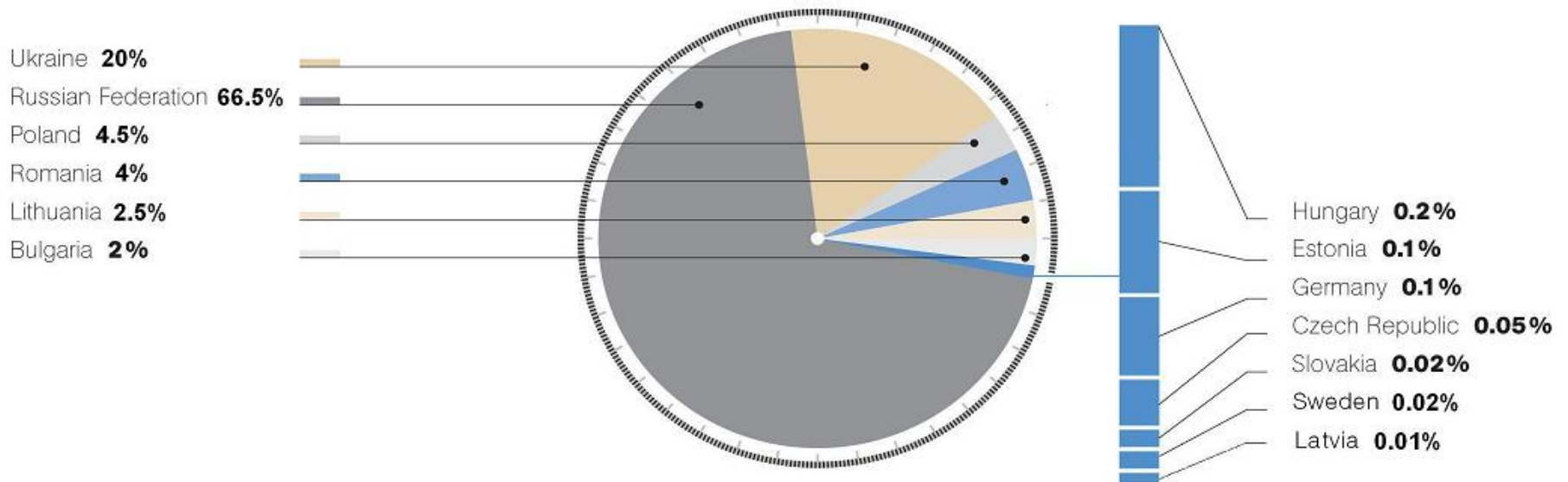
	June 2010	June 2011
T2 PDDs published (value of total ERs in CP1)	230 (330 Mt CO ₂ e)	251 (390 Mt CO ₂ e) + 1 PoA DD
T2 PDDs withdrawn	36 (38 Mt CO ₂ e)	41 (42 Mt CO ₂ eq.)
Determinations of T2 PDDs	19 published (3 Parties): 17 positive deemed final 1 rejected 1 open for RfR	32 published (5 Parties): 30 positive deemed final 1 rejected 1 open for RfR
Verifications of ERs generated by determined T2 projects	15 published/ 12 positive deemed final (1.6 Mt CO ₂ e as ERUs)	46 published/ 41 positive deemed final (8.8 Mt CO ₂ e as ERUs)
T1 projects published on JI UNFCCC website	159 (10 Parties)	262 (13 Parties)



JI Track 2 PDDs Published

- **251 PDDs & 1 PoA DD** published on UNFCCC JI website with ER from **active projects (211) ~ 350 Mt CO₂e** during **2008-2012**

JI Track 2 total emission reductions (proposals), 2008–12, by country

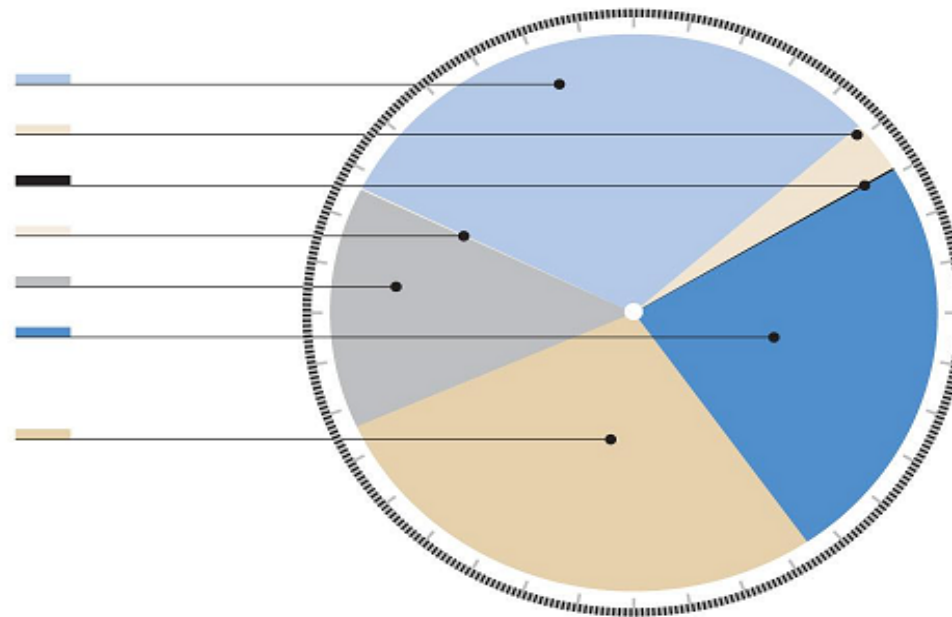


JI Track 2 Emission Reductions by Scope (PDDs)

- **251 PDDs & 1 PoA DD** covering **12 sectoral scopes**
- **3 scopes not covered:** (6) constructions; (12) solvents use; (14) LULUCF

JI Track 2 industries (submitted project proposals by expected GHG reduction)

Fugitive Emissions **27.5%**
Waste **3.1%**
Agriculture **0.1%**
Transportation **0.1%**
Mining, Minerals, Metals **14%**
Energy **25.5%**
Manufacturing and Chemicals **29.7%**



JI Track 2 PDDs Withdrawn

- 41 PDDs **withdrawn** ~ 40 Mt CO₂e (2008-2012)

Host Parties

Russia – 22

Ukraine – 10

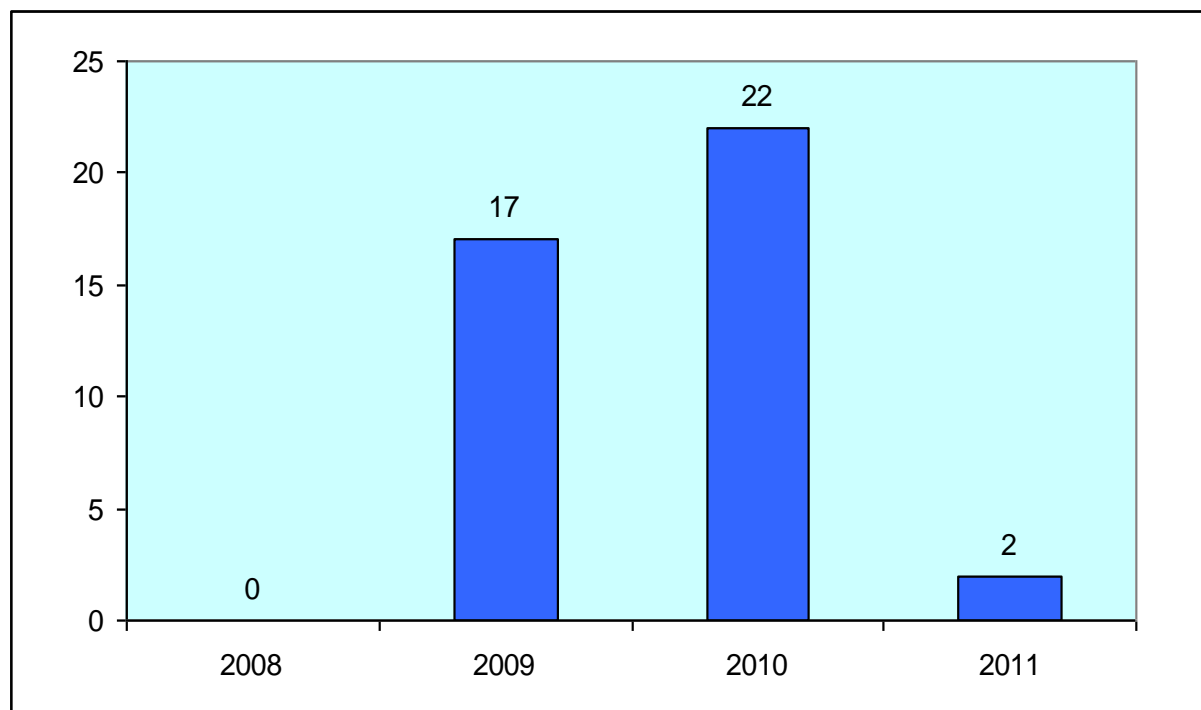
Estonia – 3

Poland – 2

Bulgaria – 2

Latvia – 1

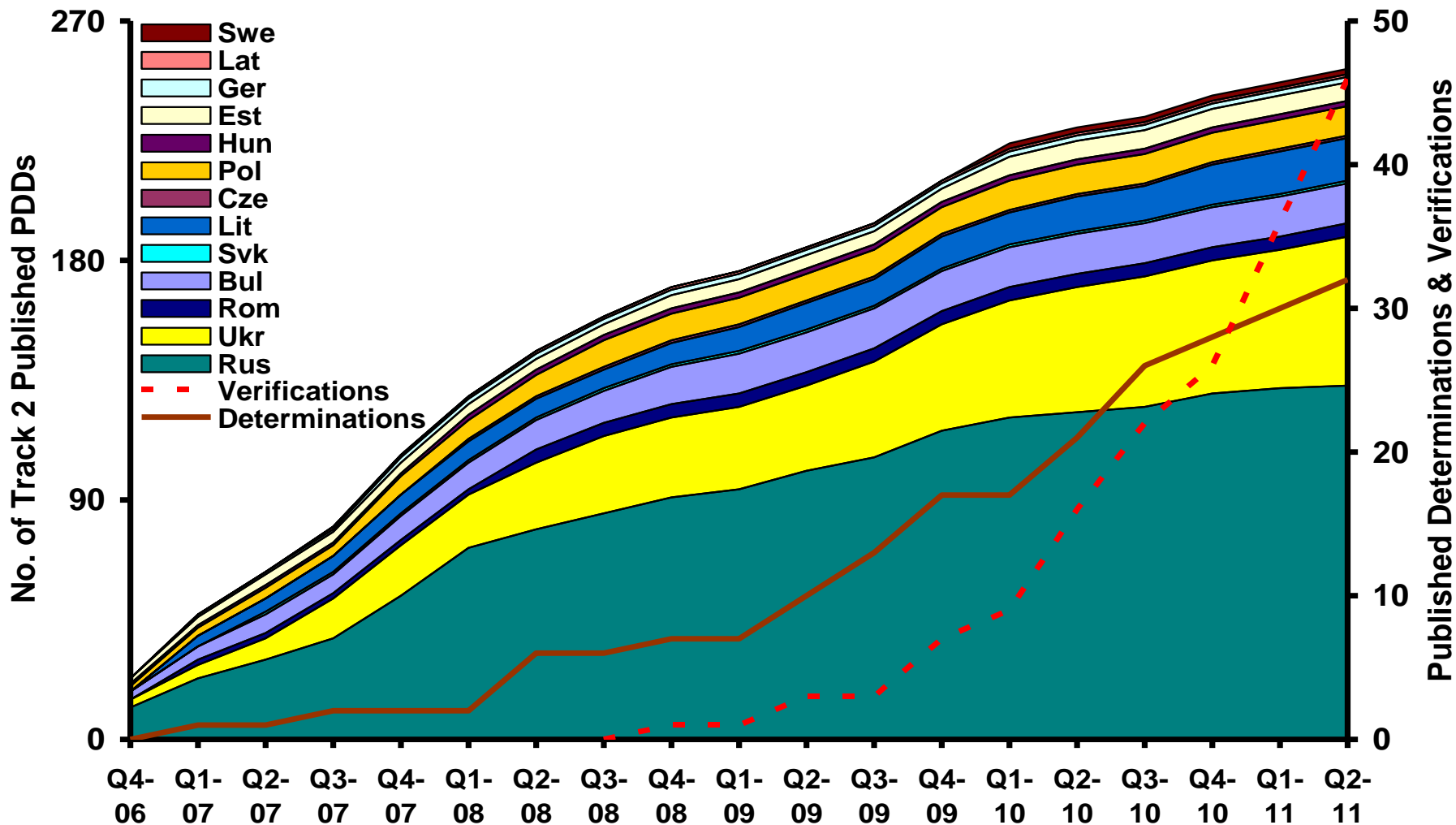
Germany – 1



Withdrawn PDDs by year



JI Track 2 PDDs, Determinations & Verifications



Final Positive Determinations (30)

- **Wind Power Projects in Lithuania (7 projects)**
- **CMM utilization at Coal Mines in Ukraine (6)**
- **N₂O abatement in Romania (1), Lithuania (2) and Ukraine (1)**
- **Landfill Gas Flaring/Utilization in Ukraine (1) and Lithuania (1)**
- **Wet-to-dry process or use alternative materials at cement plants in Ukraine (4)**
- **Hydro power portfolio in Bulgaria (1)**
- **Energy efficiency or cogeneration in Ukraine (4)**
- **Installation of a 400 MW combined cycle gas turbine unit in Russia (1)**
- **Utilization of coke gas with electricity generation in Ukraine (1)**



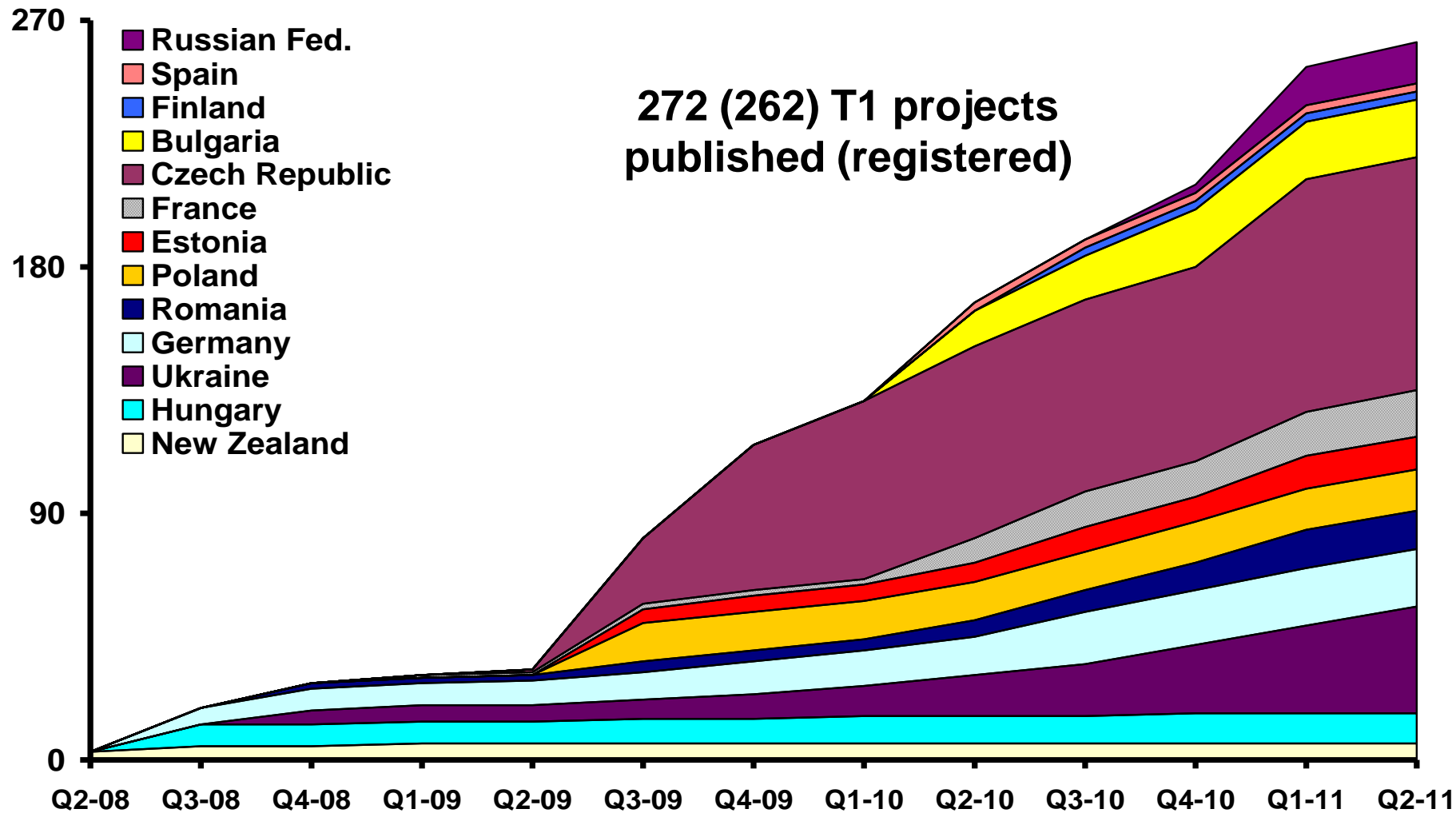
Final Positive Verifications (41)

		tCO ₂ e	VRs
0025	Rudaiciai Wind Power Park Project	80,879	2
0034	Benaiciai Wind Power Project	48,631	2
0035	Utilization of CMM at Coal Mine A.F.Zasyadko	2,150,038	7
0046	Sudenai and Lendimai Wind Power Project	18,562	1
0049	Lapes Landfill Gas Utilization & Energy Generation	53,707	2
0050	Landfill methane capture and flaring at Yalta and Alushta landfills	54,560	1
0063	Sreden Iskar Cascade HPP Portfolio Project	54,112	3
0064	N ₂ O Emission Reduction Achema Fertiliser Factory	701,550	1
0077	CMM utilization on the coal mine Shcheglovskaya-Glubokaya	212,191	1
0078	CMM utilization on the coal mine № 22 “Kommunarskaya”	75,144	1
0079	CMM utilization Komsomolets Donbassa Coal Mine	179,266	2
0089	ACHEMA UKL-7 plant N ₂ O abatement project	1,399,079	2
0104	Energy efficiency at EMSS Kramatorsk	639,224	7
0105	CMM utilization Krasnoarmeyskaya Zapadnaya Mine	323,767	2
0137	N ₂ O Emission Reduction at 3 production lines in Azomures	2,197,384	1
0163	Kreivenai Wind Power Park	41,993	1
0194	Use of alternative raw materials Kryvyi Rih Cement	274,608	2
0198	Reconstruction of Units 1-4 at Zuyevska Thermal Power Plant	97,297	1
0211	Utilization of coke gas at “ZaporozhCox Plant”	78,583	1
0214	Waste heaps dismantling in Ukraine	174,411	1

Total ERs – 8,854,986 tCO₂e



JI Track 1 Projects Published (Registered in ITL)



Designated Focal Points & National Procedures

- Parties involved in JI projects – **shall inform** about **DFPs and national guidelines and procedures** for approving JI projects:
 - 35 Annex I Parties informed about DFP
 - 30 Annex I Parties submitted project approval procedures

Designated focal point	National guidelines and procedures
Australia	<input checked="" type="checkbox"/>
Austria	<input checked="" type="checkbox"/>
Belarus*	<input checked="" type="checkbox"/>
Belgium	<input checked="" type="checkbox"/>
Bulgaria	<input checked="" type="checkbox"/>
Canada	
Croatia	
Czech Republic	<input checked="" type="checkbox"/>
Denmark	<input checked="" type="checkbox"/>
Estonia	<input checked="" type="checkbox"/>
European Community	
Finland	<input checked="" type="checkbox"/>

Designated focal point	National guidelines and procedures
France	<input checked="" type="checkbox"/>
Germany	<input checked="" type="checkbox"/>
Hungary	<input checked="" type="checkbox"/>
Ireland	<input checked="" type="checkbox"/>
Italy	<input checked="" type="checkbox"/>
Japan	<input checked="" type="checkbox"/>
Latvia	<input checked="" type="checkbox"/>
Liechtenstein	<input checked="" type="checkbox"/>
Lithuania	<input checked="" type="checkbox"/>
Luxembourg	<input checked="" type="checkbox"/>
Netherlands	<input checked="" type="checkbox"/>
New Zealand	<input checked="" type="checkbox"/>
Norway	

Designated focal point	National guidelines and procedures
Poland	<input checked="" type="checkbox"/>
Portugal	<input checked="" type="checkbox"/>
Romania	<input checked="" type="checkbox"/>
Russian Federation	<input checked="" type="checkbox"/>
Slovenia	
Spain	<input checked="" type="checkbox"/>
Sweden	<input checked="" type="checkbox"/>
Switzerland	<input checked="" type="checkbox"/>
Ukraine	<input checked="" type="checkbox"/>
United Kingdom	<input checked="" type="checkbox"/>



Track 1 & Track 2 Project Related Fees – 20 Jun 2011

- **Track 2** verification fees ~ **USD 2.4 mil.** (USD 0.4 mil. reimbursable for 3 projects) – **USD 0.7 mil. in 2011**
- **Track 2** – **20 projects** (30 det. deemed final) → verification
- **Track 1** ~ **USD 12,000** – 23 projects reg. by 1 April (from USD 239,000)
- **Track 1** ~ **USD 112,000** – new projects (from USD 278,000 – published T1)
- **2011 budget** ~ projected **USD 0.9 mil.** Track 1 fees
& use of Track 2 fees **only from 2012**



Summary of Project Status – 20 Jun 2011

- **251 PDDs & 1 PoADD** published in Track 2 ~ 390 Mt CO₂e
- **41 PDDs** withdrawn from T2 ~ 40 Mt CO₂ eq.
- **32 determinations** of T2 PDDs published (5 Parties) :
 - 30 positive deemed final (44 Mt CO₂e in 2008-2012)
 - 1 rejected by JISC
 - 1 opened for RfR
- **52 monitoring reports** published
- **46 verifications** of ER (of 20 det. T2 projects) published:
 - 41 positive deemed final (8.8 Mt CO₂e as ERUs)
 - 5 opened for RfR
- **272 Track 1 projects** published (13 Parties) - 262 registered in ITL

