

## Agenda item 3c

# Status of Financial Resources and the Impact of Project Submissions Trend

JISC 26

Bonn, 13-14 September 2011



# Income and Expenditures – 31 Aug 2011

- USD -

<b>Income</b>	
Carry-over 2010	1,440,270
Contributions 2011	22,574
Track 1 Fees	453,841
<b>Total Income</b>	<b>1,916,685</b>
<b>Expenditures</b> (incl. 13% PSC, incl. TCO)	<b>- 901,497</b>
<b>Balance</b>	<b>1,015,188</b>



---

# Status of Track 1 and Track 2 Income



# Track 1 Project Related Fees – 12 Sep. 2011

## Projected Track 1 fees in 2011 (JI-MAP) – USD 878,000

**Before 31 March 2011**

**After 1 April 2011**

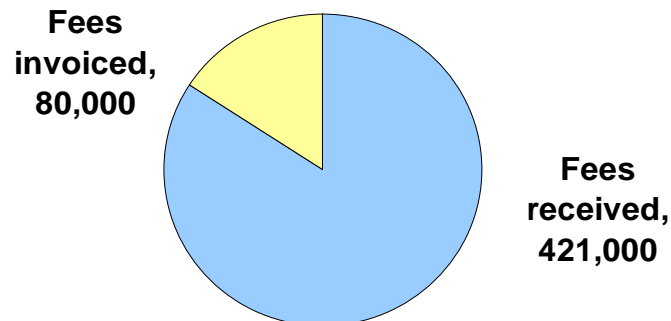
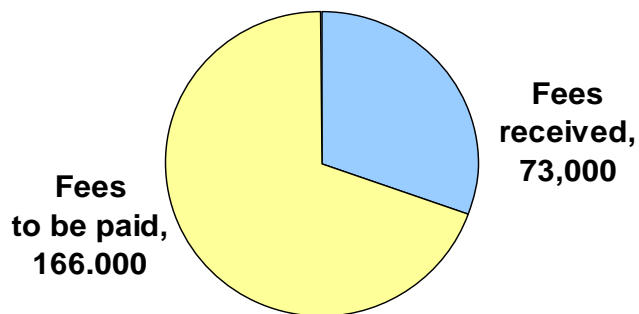
**Expected fees: USD 239,000**  
23 projects registered

**Expected fees: USD 501,000**  
31 projects published

## Total fees received in 2011 ~ USD 494,000

**Fees to be paid USD 166,000**  
10 projects!

**Fees invoiced USD 80,000**  
4 projects



## Track 2 Project Related Fees – 12 Sep. 2011

---

- 32 projects with determination deemed final - **21 projects** → verification
- Track 2 fees will be used only from 2012 (CMP mandate)
- Projected Track 2 fees in 2011 (JI-MAP) - **USD 600,000**
- Fees received in 2011 - **USD 858,236**
- **Total fees (2006-2011) - USD 2,497,141** (USD 2,111,622 non-reimburs.)
  - Advance fees at **determination** - **USD 1,462,276** (USD 385,519 reimbursable)
  - Additional fees for **verifications** - **USD 1,034,865**



---


# Impact of Project Submissions Trend



# Project Submission Trend – Track 1

---

- 2011 ~ **18 new projects** (14 large, 4 SSC)
  - generating income ~ **USD 0.3 mil.**
- 2012 ~ **30 new projects** (20 large, 10 SSC)
  - generating income ~ **USD 0.4 mil.**
- 2013 - **No projects**  
(? CMP interpretation of JI guidelines?)



## Project Submission Trend – Track 2

---

- **21 projects** with verifications - generate **5 - 5.5 mil. ERs/yr** (risk adjusted)
- **New projects** in 2011-2012 – 10 projects with verif. - **1.5 - 2 mil. ERs/yr**
- **2011** - Additional fees to be paid ~ **USD 0.20 mil.**
- **2012** - Existing 21 projects ~ **USD 1 - 1.1 mil.**  
- New projects (poss.) ~ **USD 0.3 - 0.4 mil.** } **USD 1 - 1.5 mil.**
- **2013** - Existing 21 projects ~ **USD 1 - 1.1 mil.**  
- Projects from 2012 (poss) ~ **USD 0.3 - 0.4 mil.** } **USD 1 - 1.5 mil.**



## Project Submission Trends – Impact on Income

Year	JI Budget	Carry Over (year)	Usable Income	
			Track 1	Track 2
2011	USD 2.2 mil.	USD 1,4 mil. (2010)	USD 0.8 mil.*	0
2012	USD 2.2 mil.**	USD 2.3 mil. (2006-2011)***	USD 0.4 mil.	USD 1-1.5 mil.
2013	USD 2.2 mil.**	USD 1.5-2 mil (2012)	?	USD 1-1.5 mil.****

\* Existing fees (0.5 mil.) + new project (0.3 mil.)

\*\* Possible budget

\*\*\* All present Track 2 fees + add. fees in 2011

\*\*\*\* Verification of 2012 ERs



---

**Thank you**

