

Agenda item 3 (c)

Status of Resources

JISC 27

Durban, South Africa, 24-25 November 2011



Income and Expenditure – 31 October 2011

- USD -

Income	
Carry-over 2010	1,440,270
Contributions 2011	22,574
Track 1 Fees	933,790
Total Income	2,396,634
Expenditure (incl. 13% PSC, incl. TCO)	- 1,137,169
Balance	1,259,465



Status of Track 1 Fees – 31 October 2011

Projected Track 1 fees (MAP 2011) – USD 878,000


Fees received as of 31 October: USD 933,790



Status of Track 2 fees – 31 October 2011

Years	Income in USD
2007	158,842
2008	320,754
2009	750,256
2010	433,402
2011	895,873
Total	2,559,127

* Track 2 fees held in reserve until 2012 (CMP mandate)



Summary of Projected JI Resources and Income

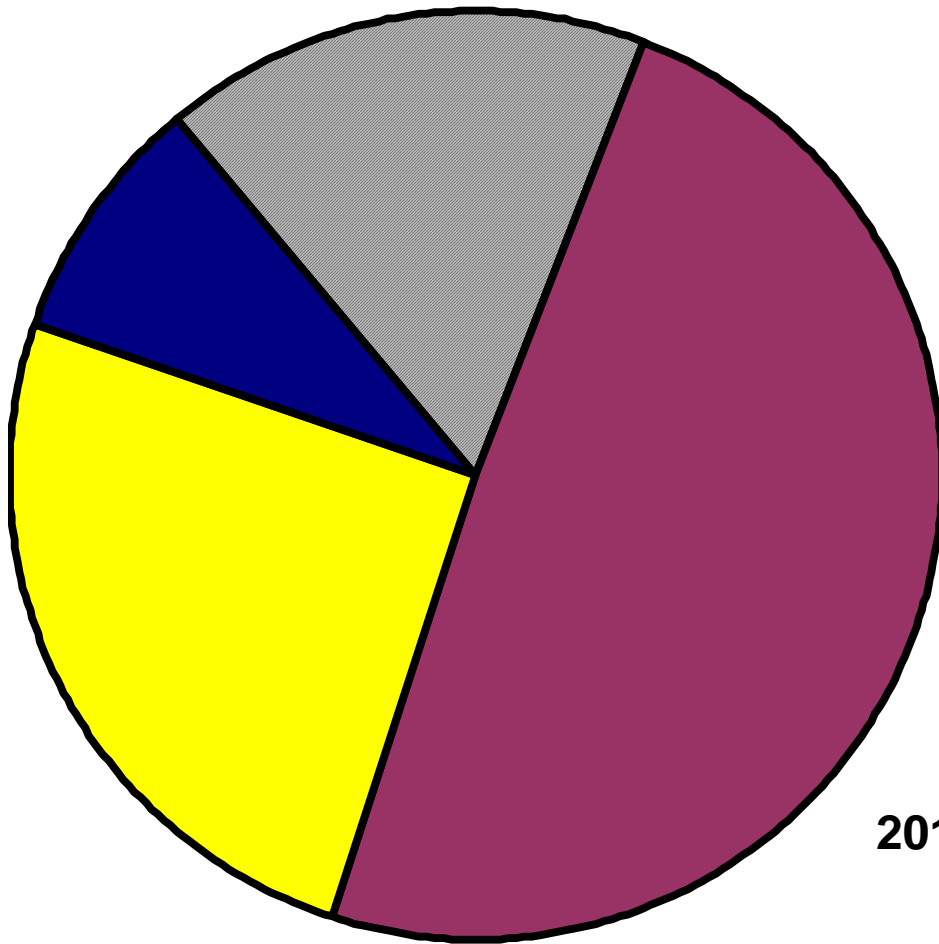
- USD -

Carry over 2010	1,440,270
Income Track 1 fees + contributions 2011	956,364
Total operating income 2011	2,396,634
Less projected total expenditure 2011	<1,364,603>
Projected surplus/<deficit> i.e. projected carry over to 2012	1,032,031

Projected total Track 2 fees - 31 Dec 2011	<2,900,000>
---	--------------------------



Outlook for 2012



- Carry over from 2011
- Pre-2012 Accumulated Track 2 Fees
- Track 2 Fees in 2012
- Track 1 Fees in 2012

Preliminary Estimates for 2012

Budget 2012 ~ \$2 Million

2011 Track 1 & 2 carry-over ~ \$3.9 Million

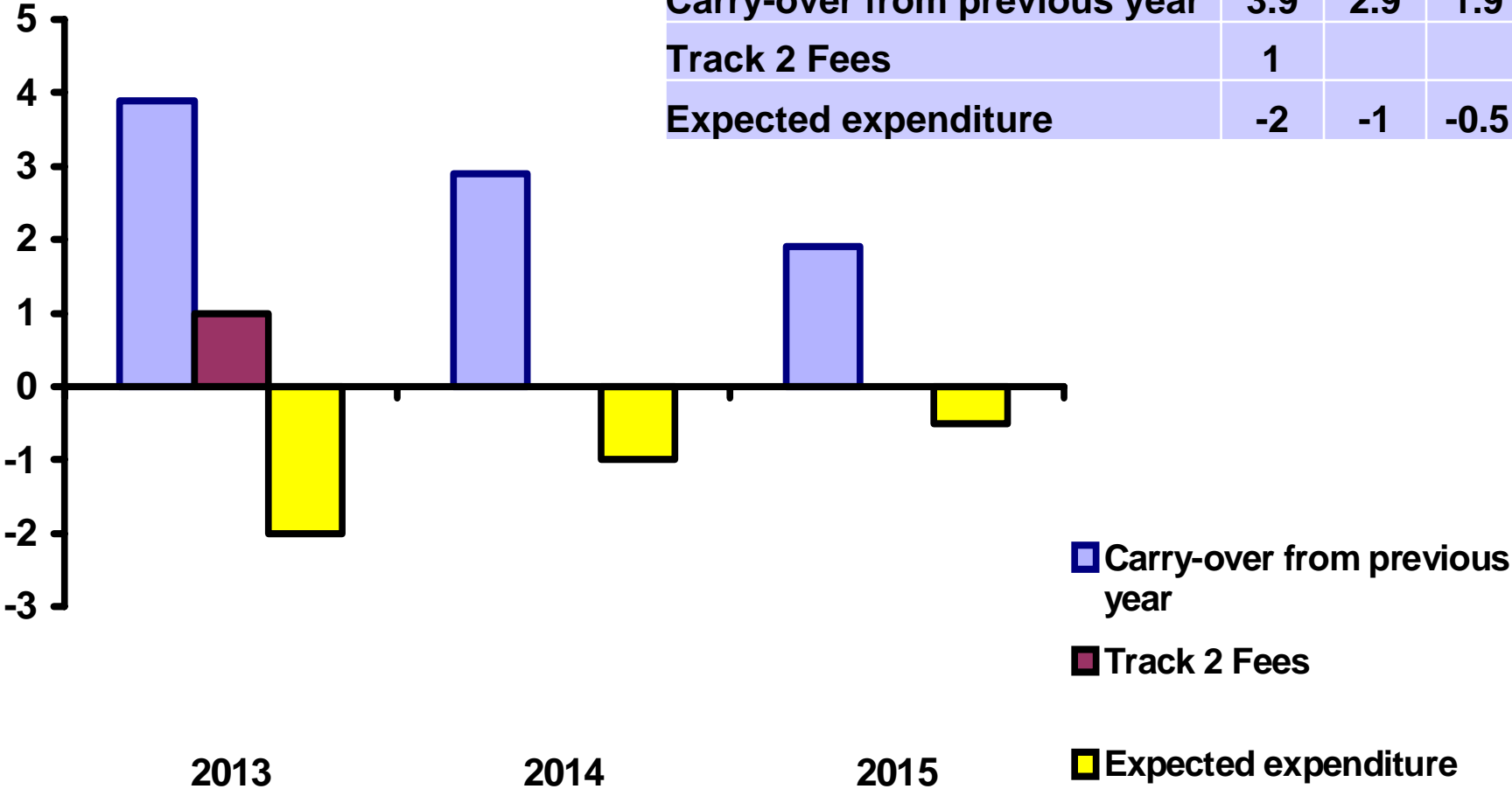
2012 Track 1 & 2 revenues ~ \$2 Million

Likely 2012 carry-over ~ \$3.9 Million



Possible outlook for 2013-15

USD millions	2013	2014	2015
Carry-over from previous year	3.9	2.9	1.9
Track 2 Fees	1		
Expected expenditure	-2	-1	-0.5



Thank you

